

# POWERLITE FITTING INSTRUCTIONS

## DYNALITE and LUCAS RB340 DUMMY CONTROL BOX

### IMPORTANT

CAREFULLY READ ALL INSTRUCTIONS BEFORE FITTING  
THE UNIT.

FAILURE TO FOLLOW THE INSTRUCTIONS MAY RESULT IN  
DAMAGING THE DYNALITE UNIT.

### NOTE:

- Ensure your Dynalite has a good earth, particularly if recently painted.
- Dynalites **must** run with a cooling fan, original dynamo fans are acceptable.
- Dynalites perform best with a 2:1 pulley ratio. It may be necessary to use a smaller pulley on low revving engines.

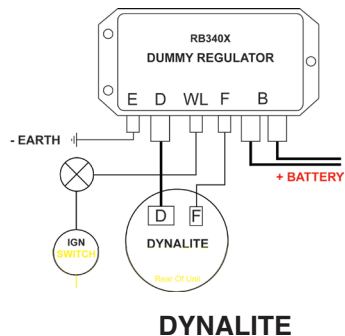
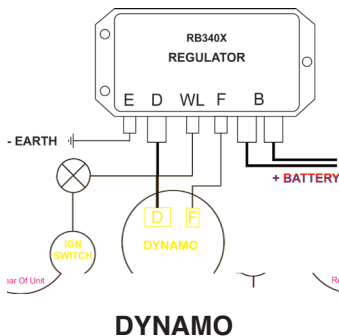


LUCAS TYPE UNITS

# NEGATIVE EARTH

## FITTING:

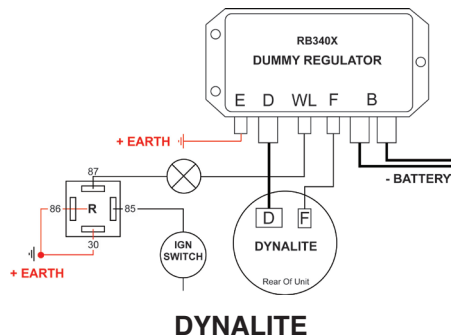
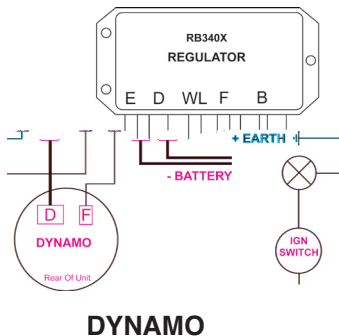
1. Disconnect Battery
  2. Exchange your existing Dynamo for your new Dynalite transferring your existing fan and pulley.
  3. Remove the existing control box and clearly mark the wires.
  4. Fit the new control box carefully replacing all the wires in the same positions.
  5. Carefully check all wiring, re-connect battery and test.
- If in doubt contact a qualified auto electrician.
  - All wires from the Dynalite to the battery must be rated to at least 40Amps.



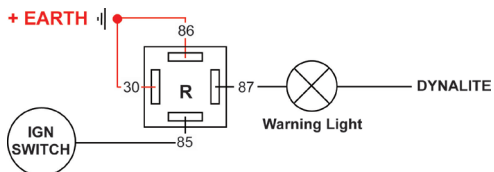
# POSITIVE EARTH

## FITTING:

1. Disconnect Battery
  2. Exchange your existing Dynamo for your new Dynalite transferring your existing fan and pulley.
  3. Remove the existing control box and clearly mark the wires.
  4. Fit the new control box carefully replacing all the wires in the same positions.
  5. All positive earth units are supplied with a relay, this is part of the positive earth Dynalite installation. This **MUST** be fitted between the ignition warning light and ignition switch as shown. Failure to instal this unit will result in instant failure of the Dynalite.
  6. Carefully check all wiring, re-connect battery and test.
- If in doubt contact a qualified auto electrician.
  - All wires from the Dynalite to the battery must be rated to at least 40Amps.



## Relay Wiring Diagram:





We have worked extensively throughout the industry for over 40 years, and there is no other company in the trade with our working knowledge of Starter Motors, Alternators and Dynamos for Classic and Vintage applications.

Our vast experience in this field has enabled us to develop unique solutions for classic car enthusiasts, supplying an extensive range of up rated units for a wide range of applications and uses.

**Lightweight  
Alternators**

**Dynalite  
Alternators**

**High-Torque  
Starter Motors**

**Slimline Starters**

**Pulleys and Fans**

**Fitting  
Accessories**

**POWERLITE**

Moor Street, Brierley Hill, Dudley, West Midlands,  
DY5 3SU, ENGLAND

**[www.powerlite-units.com](http://www.powerlite-units.com)**